

# QUATRO

WITH DECORATIVE FRONT PANEL

## Features



- Wall and ceiling mounting.
- **Quatro (127-220V/60Hz)** series models are equipped with specially designed motors compatible with both 127 V and 220 V power mains.
- Easy maintenance.
- Low noise impeller.
- Continuous operation.
- Backdraft damper.
- Ball bearing motor.
- Available in metallic (Quatro Platinum), aluminium (Quatro Hi-Tech), chrome (Quatro Hi-Tech Chrome) and gold (Quatro Hi-Tech Gold) decorations.
- 5 year warranty.



**Air flow:**  
up to 265 m<sup>3</sup>/h  
74 l/s



**Power:**  
from 14 W  
**SFP:**  
from 0.33 W/l/s



**Noise level:**  
from 33 dBA



Platinum



Hi-Tech Gold



Hi-Tech Chrome



Hi-Tech



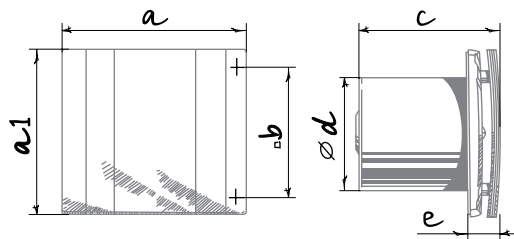
## Options



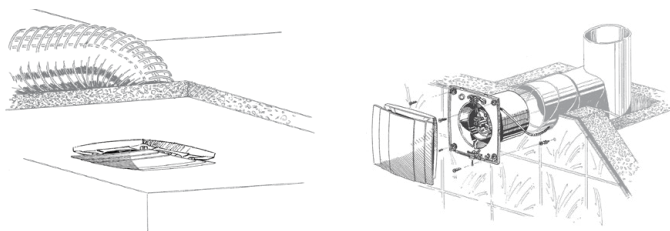
Model	Quatro 100/125/150				
	S	T	ST	H	SH
Pull-cord switch	•		•		•
Timer		•	•	•	•
Humidity sensor				•	•

- Turn-off delay adjustable from 2 to 30 min.
- Humidity setpoint adjustable from 60 % up to 90 %.

## Overall dimensions and mounting



Dimensions [mm]	a	a1	b	c	Ø d	e
Quatro 100	171	151	108	128	100	32
Quatro 125	201	178	113	136	125	35
Quatro 150	236	207	165	157	150	38



### Designation key

Quatro	Platinum	100	S	(127-220V/60Hz)
Model	Color	Spigot diameter	Option	Voltage

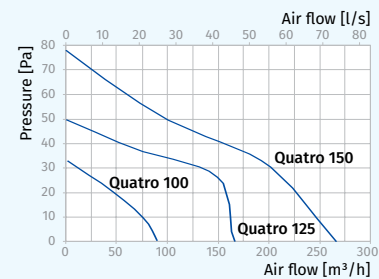
### Accessories

Duct system	Flexible air ducts	Grilles and hoods	Speed controllers	Clamps
BlauPlast	BlauFlex	Decor, GM	CDT E1.8	MCD 60/0.3
				K, KZ

## Technical data

Model	Quatro 100	Quatro 125	Quatro 150
Voltage [V/Hz]	220-240/50	220-240/50	220-240/50
Power [W]	14	16	24
Current [A]	0,085	0,1	0,13
RPM [min <sup>-1</sup> ]	2300	2400	2400
Air flow [m <sup>3</sup> /h (l/s)]	88 (24)	167 (46)	265 (74)
SFP [W/l/s]	0,57	0,34	0,33
Sound pressure level [dBA]*	33	34	37

\* Sound pressure level measured in free space at a distance of 3 meters from the fan.



Model	Quatro 100 (127-220V/60Hz)		Quatro 125 (127-220V/60Hz)		Quatro 150 (127-220V/60Hz)	
Voltage [V/Hz]	127/60	220/60	127/60	220/60	127/60	220/60
Power [W]	10	9	16	15	25	25
Current [A]	0,115	0,054	0,119	0,102	0,175	0,338
RPM [min <sup>-1</sup> ]	2500	2500	2400	2400	2350	2350
Air flow [m <sup>3</sup> /h (l/s)]	82 (23)	82 (23)	170 (47)	170 (47)	240 (67)	240 (67)
SFP [W/l/s]	0,44	0,40	0,34	0,32	0,37	0,37
Sound pressure level [dBA]*	33	33	35	35	37	37

\* Sound pressure level measured in free space at a distance of 3 meters from the fan.

